

**Sting** chair is the result of the combination between strong know-how, hand-craftsmanship, refined materials and futuristic design.

**Sting** was designed to offer the best comfort to the patient and to allow the medical team to work in total ergonomics and perfect hygiene.

The aluminum die casting structure makes Sting a slim and well-performing chair, granting a pleasant, unique and professional experience for both doctor and patient.

Soft curve lines; high quality upholstery, without seams for a better hygiene; high precision joystick for an easy and intuitive control of all chair movements and programmed positions.

The anatomical wrapping but still slim backrest offers the professional more room for free movements. The multi-articulated UNI headrest provides the patient with a correct cervical support and assures the doctor a perfect view in any position.

Sting will take you pleasantly through Tecnodent history, projecting you in a future of success.

STANDARD AND OPTIONAL CHARACTERISTICS

• Standard • Optional

	2009new	Lux.it	ECO.next	Linda3	Sting
Headrests	ELLE FISSO	•		•	
	ELLE/ELLE2 MOBILE	•	•	•	•
	UNI/Light	•	•	•	•
Pillows	C95	•	•	•	•
	C95 Gel Appeal	•	•	•	•
	C2002	•	•	•	•
Backrest	Narrow	•	•	•	
	Large	•	•	•	•
	"T" shaped	•			
Armrest	Right armrest	•	•	•	•
	Left armrest	•	•	•	•
Programs	Return to "zero" program	•	•	•	•
	Rinse program	•	•	•	•
Unit connection	Double side drilled upper body	•	•	•	•
	Fixed central arm		•	•	
	Rotation	•	•	•	•
	Rotation with central arm	•	•	•	•
Function	Trendelenburg	•	•	•	•
	Knee-break legrest				•
	Independent legrest movement (3rd motor)				•
	Securities	•	•	•	•
Control	Small integrated utility box		•		
	Large integrated utility box	•		•	•
	Joystick		•	•	•
Control	Foot control on the base	•			
	Mobile foot control	•	•	•	•
	Infrared remote control		•	•	•

HEADRESTS

Tecnodent manual Headrests are available in 4 different models: ELLE FISSO, ELLE/ELLE2 MOBILE, UNI and Light. Every headrest was made for meeting every operator's need.

**ELLE/ELLE2.** ELLE/ELLE2 FISSO has only the movement along its vertical axis. ELLE/ELLE2 MOBILE is an anatomical headrest, characterized by movement of inclination of the upper part (double articulation) for a correct cervical support.



ELLE/ELLE2



C95



C2002

**Magnetic pillows.** ELLE/ELLE2 type, both fix and mobile version, can be combined with magnetic pillow C95 or C2002. Either pillow can be applied directly on the backrest, for ensure a better comfort, independently of the patient's height.



UNI




Light

**UNI and Light.** The UNI and Light headrests are multi-articulated and allows positioning of the headrest along 3 axis.

**Magnetic Gel Appeal Pillow** adapts to the physical structure of every person, absorbs and distributes head and instrument pressure over the entire contact surface. Long and pleasant sensation of freshness during treatment.



C95 Gel Appeal



## STING

- Electromechanical lifting, lowering and tilting movements;
- Compensated backrest tilting, up to the horizontal position;
- Wrapping and slim anatomical backrest for the maximum functionality in the treatment for the professional;
- Multi-articulated anatomical headrest UNI for a patient's comfortable posture and for a perfect visuality during the treatment;
- High quality wrapping upholstery without seams;
- Possible customization with different colors of polyurethane and leatherette fabric;
- Integrated utility box;
- Complete symmetry for right-handed or left-handed professional;
- RAL 9003 painting + Silver (OPTION Total white RAL 9010 version);
- White or semi-transparent grey lateral covers;
- Joystick control on the base for fast and efficient movements of the chair without using the hands;

- Security STOPS on the backrest, on the base and on the pantograph arm;
- Return to "zero" position automatic program;
- Rinse position automatic program;
- Possibility to program 3 different working positions (OPTION);
- Possibility to equip the chair with one/two rotating armrests to improve the accessibility of the chair and to assure a natural support for the arms, allowing a relaxed position during the treatment (OPTION);
- Memory Foam and Hand Made Soft Foam upholstery OPTION.


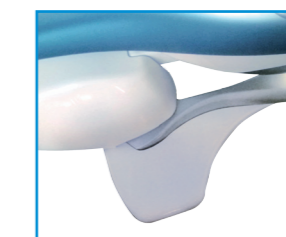


**Stabilizing plate for base (OPTION)**  
Guarantees more stability to the chair when attached to the unit body

**Trendelenburg Movement (OPTION)**  
At 15°, with automatic compensation of the backrest for a correct blood flow during the treatment.

**Unit/lamp attachment (OPTION)**  
Drilled body for fastening dental unit/lamp.

**Bicolor front utility box (OPTION)**



**Pedal control**  
A high precision joystick pedal controls directly in a simple and efficient way the movements without using the hands.

**Rotation with front adaptor (OPTION)**  
Rotating device which allows the chair to rotate around the vertical axis by a lever under the seat.

**Right and/or left armrest (OPTION)**  
Rotating armrests help the patient to get on/off the chair.



TECHNICAL FEATURES		
Maximum height	mm	820
Minimum height	mm	420
Backrest tilting angle	°	-15/+63
Width	mm	644
Length (without headrest)	mm	1760
Length (with headrest)	mm	2070
Gross weight	Kg	110
Net weight	Kg	80
Maximum lifting capability (patient + unit)	Kg	135+75
Classification		I
Type		B